

Description	L _w (mm)	Number of teeth	Sleeve width (mm)
3M			
3M 111	111.00	37	470
3M 117 •(HTD)	117.00	39	470
3M 120 •(HTD)	120.00	40	710
3M 123 •(HTD)	123.00	41	450
3M 126 •(HTD)	126.00	42	450
3M 129	129.00	43	470
3M 141	141.00	47	470
3M 144	144.00	48	470
3M 150	150.00	50	470
3M 156 •(HTD)	156.00	52	470
3M 159	159.00	53	470
3M 165	165.00	55	470
3M 168	168.00	56	470
3M 171	171.00	57	470
3M 174	174.00	58	470
3M 177	177.00	59	470
3M 180	180.00	60	470
3M 183	183.00	61	470
3M 186	186.00	62	470
3M 192	192.00	64	470
3M 195	195.00	65	470
3M 201	201.00	67	470
3M 204	204.00	68	470
3M 207	207.00	69	470
3M 210	210.00	70	470
3M 213	213.00	71	470
3M 216 (HTD)	216.00	72	470
3M 219 •	219.00	73	470
3M 225	225.00	75	470
3M 237 •	237.00	79	470
3M 240	240.00	80	470
3M 243 •(HTD)	243.00	81	710
3M 246	246.00	82	470
3M 249 •	249.00	83	470
3M 252	252.00	84	470
3M 255	255.00	85	470
3M 267	267.00	89	470
3M 276	276.00	92	470
3M 282	282.00	94	470
3M 285	285.00	95	470
3M 288	288.00	96	470
3M 291	291.00	97	470
3M 294	294.00	98	470
3M 300	300.00	100	470
3M 306 •(HTD)	306.00	102	470
3M 312	312.00	104	470
3M 315	315.00	105	470
3M 318	318.00	106	470
3M 330	330.00	110	470
3M 333	333.00	111	470
3M 336	336.00	112	470

Description	L _w (mm)	Number of teeth	Sleeve width (mm)
3M 339	339.00	113	470
3M 345	345.00	115	470
3M 357	357.00	119	470
3M 363	363.00	121	470
3M 366	366.00	122	470
3M 369 •	369.00	123	470
3M 375	375.00	125	470
3M 384	384.00	128	470
3M 390	390.00	130	470
3M 402 •	402.00	134	470
3M 411	411.00	137	470
3M 420	420.00	140	470
3M 426	426.00	142	470
3M 435	435.00	145	470
3M 447	447.00	149	470
3M 462	462.00	154	470
3M 474	474.00	158	470
3M 477 •(HTD)	477.00	159	450
3M 480	480.00	160	470
3M 486	486.00	162	470
3M 489 •(HTD)	489.00	163	470
3M 495	495.00	165	470
3M 501	501.00	167	470
3M 513	513.00	171	470
3M 519	519.00	173	470
3M 522	522.00	174	470
3M 525	525.00	175	470
3M 531	531.00	177	470
3M 537	537.00	179	470
3M 558	558.00	186	470
3M 564	564.00	188	470
3M 570	570.00	190	470
3M 579 •	579.00	193	470
3M 582	582.00	194	470
3M 591 •(HTD)	591.00	197	710
3M 594 •(HTD)	594.00	198	710
3M 597	597.00	199	470
3M 600	600.00	200	470
3M 606	606.00	202	470
3M 612 •(HTD)	612.00	204	470
3M 615	615.00	205	470
3M 633	633.00	211	500
3M 648 •(HTD)	648.00	216	470
3M 669	669.00	223	470
3M 672 •(HTD)	672.00	224	470
3M 675	675.00	225	470
3M 708 •(HTD)	708.00	236	470
3M 711	711.00	237	470
3M 738	738.00	246	470
3M 753 (HTD)	753.00	251	470
3M 804	804.00	268	470
3M 816	816.00	272	470

Description	L _w (mm)	Number of teeth	Sleeve width (mm)
3M 843	843.00	281	470
3M 882	882.00	294	470
3M 888	888.00	296	470
3M 945 (HTD)	945.00	315	470
3M 960 •(HTD)	960.00	320	470
3M 1041 •(HTD)	1041.00	347	470
3M 1062	1062.00	354	500
3M 1068 •(HTD)	1068.00	356	470
3M 1071 (HTD)	1071.00	357	470
3M 1125 •(HTD)	1125.00	375	470
3M 1176 •(HTD)	1176.00	392	470
3M 1245 •(HTD)	1245.00	415	470
3M 1263 (HTD)	1263.00	421	470
3M 1500 •(HTD)	1500.00	500	470
3M 1530 •(HTD)	1530.00	510	470
3M 1569	1569.00	523	500
3M 1587 •	1587.00	529	500
3M 1692 •	1692.00	564	500
3M 1863 (HTD)	1863.00	621	470

Description	L _w (mm)	Number of teeth	Sleeve width (mm)
5M			
5M 120 (HTD)	120.00	24	330
5M 180	180.00	36	470
5M 225	225.00	45	470
5M 255	255.00	51	470
5M 265	265.00	53	470
5M 270	270.00	54	470
5M 275	275.00	55	470
5M 280	280.00	56	470
5M 295	295.00	59	470
5M 300	300.00	60	470
5M 305	305.00	61	470
5M 325	325.00	65	470
5M 330	330.00	66	470
5M 340	340.00	68	470
5M 345 (HTD)	345.00	69	380
5M 350	350.00	70	470
5M 360	360.00	72	470
5M 365	365.00	73	470
5M 370	370.00	74	470
5M 375	375.00	75	470
5M 385	385.00	77	470
5M 400	400.00	80	470
5M 410	410.00	82	470
5M 415	415.00	83	470
5M 420	420.00	84	470
5M 425	425.00	85	470
5M 450	450.00	90	470
5M 460	460.00	92	470
5M 475	475.00	95	470

Description	L _w (mm)	Number of teeth	Sleeve width (mm)
8M 640	640.00	80	500
8M 656	656.00	82	500
8M 672 •	672.00	84	500
8M 680	680.00	85	500
8M 712	712.00	89	500
8M 720	720.00	90	500
8M 744 •	744.00	93	500
8M 760	760.00	95	500
8M 776	776.00	97	500
8M 784	784.00	98	500
8M 792 •	792.00	99	500
8M 800	800.00	100	500
8M 824	824.00	103	500
8M 840	840.00	105	500
8M 848	848.00	106	500
8M 856	856.00	107	500
8M 880	880.00	110	500
8M 896	896.00	112	500
8M 912	912.00	114	500
8M 920	920.00	115	500
8M 936	936.00	117	500
8M 960	960.00	120	500
8M 968	968.00	121	500
8M 976	976.00	122	500
8M 1000	1000.00	125	500
8M 1040	1040.00	130	500
8M 1056	1056.00	132	500
8M 1064	1064.00	133	500
8M 1080	1080.00	135	500
8M 1096	1096.00	137	500
8M 1120	1120.00	140	500
8M 1128	1128.00	141	500
8M 1152 •	1152.00	144	500
8M 1160	1160.00	145	500
8M 1168	1168.00	146	500
8M 1184	1184.00	148	500
8M 1192 •	1192.00	149	500
8M 1200	1200.00	150	500
8M 1216	1216.00	152	500
8M 1224	1224.00	153	500
8M 1248	1248.00	156	500
8M 1256	1256.00	157	500
8M 1264	1264.00	158	500
8M 1280	1280.00	160	500
8M 1296 •	1296.00	162	500
8M 1304	1304.00	163	500
8M 1320	1320.00	165	500
8M 1328	1328.00	166	500
8M 1344	1344.00	168	500
8M 1360	1360.00	170	500
8M 1392	1392.00	174	500
8M 1400	1400.00	175	500

Description	L _w (mm)	Number of teeth	Sleeve width (mm)
8M 1424	1424.00	178	500
8M 1432 (HTD)	1432.00	179	450
8M 1440	1440.00	180	500
8M 1480	1480.00	185	500
8M 1520	1520.00	190	500
8M 1552	1552.00	194	500
8M 1584	1584.00	198	500
8M 1600	1600.00	200	500
8M 1680	1680.00	210	500
8M 1696	1696.00	212	500
8M 1728	1728.00	216	500
8M 1760	1760.00	220	500
8M 1800	1800.00	225	500
8M 1896	1896.00	237	500
8M 1904	1904.00	238	500
8M 1936	1936.00	242	500
8M 2000	2000.00	250	500
8M 2080	2080.00	260	500
8M 2104	2104.00	263	500
8M 2240	2240.00	280	500
8M 2248	2248.00	281	500
8M 2272	2272.00	284	500
8M 2400	2400.00	300	500
8M 2504	2504.00	313	500
8M 2600	2600.00	325	500
8M 2800	2800.00	350	500
8M 3048 *	3048.00	381	500
8M 3280	3280.00	410	500
8M 3600 *	3600.00	450	500
8M 4400 •*(HTD)	4400.00	550	470

Description	L _w (mm)	Number of teeth	Sleeve width (mm)
14M			
14M 966	966.00	69	500
14M 1092	1092.00	78	500
14M 1190	1190.00	85	500
14M 1344	1344.00	96	500
14M 1400	1400.00	100	500
14M 1456	1456.00	104	500
14M 1512	1512.00	108	500
14M 1540 •	1540.00	110	500
14M 1610	1610.00	115	500
14M 1680	1680.00	120	500
14M 1778	1778.00	127	500
14M 1890	1890.00	135	500
14M 2100	2100.00	150	500
14M 2310	2310.00	165	500
14M 2450	2450.00	175	500
14M 2590	2590.00	185	500
14M 2800	2800.00	200	500
14M 3150	3150.00	225	500

Description	L _w (mm)	Number of teeth	Sleeve width (mm)
14M 3360	3360.00	240	500
14M 3500	3500.00	250	500
14M 3850	3850.00	275	500
14M 4004 •*	4004.00	286	330
14M 4326	4326.00	309	500
14M 4578	4578.00	327	500

Description	L _w (mm)	Number of teeth	Sleeve width (mm)
D5M			
D5M 565 (HTD)	565.00	113	430
D5M 600 (HTD)	600.00	120	430
D5M 615 (HTD)	615.00	123	430
D5M 630 (HTD)	630.00	126	430
D5M 635 (HTD)	635.00	127	430
D5M 665 (HTD)	665.00	133	430
D5M 700 (HTD)	700.00	140	430
D5M 710 (HTD)	710.00	142	430
D5M 740 (HTD)	740.00	148	430
D5M 755 (HTD)	755.00	151	430
D5M 800 (HTD)	800.00	160	430
D5M 835 (HTD)	835.00	167	430
D5M 890 (HTD)	890.00	178	430
D5M 900 (HTD)	900.00	180	430
D5M 1000 (HTD)	1000.00	200	430
D5M 1050 (HTD)	1050.00	210	430
D5M 1125 (HTD)	1125.00	225	430
D5M 1200 (HTD)	1200.00	240	430

Description	L _w (mm)	Number of teeth	Sleeve width (mm)
D8M			
D8M 600 (HTD)	600.00	75	430
D8M 640 (HTD)	640.00	80	430
D8M 656 (HTD)	656.00	82	430
D8M 720 (HTD)	720.00	90	430
D8M 776 (HTD)	776.00	97	430
D8M 784 (HTD)	784.00	98	430
D8M 800 (HTD)	800.00	100	430
D8M 880 (HTD)	880.00	110	430
D8M 920 (HTD)	920.00	115	430
D8M 960 (HTD)	960.00	120	430
D8M 1040 (HTD)	1040.00	130	430
D8M 1120	1120.00	140	300
D8M 1128 →	1128.00	141	300
D8M 1160 →	1160.00	145	300
D8M 1168 →	1168.00	146	300
D8M 1184 →	1184.00	148	300
D8M 1200	1200.00	150	300
D8M 1224 →	1224.00	153	300
D8M 1248	1248.00	156	300
D8M 1256 →	1256.00	157	300



Description	L _w (mm)	Number of teeth	Sleeve width (mm)
D8M 1264	1264.00	158	300
D8M 1280	1280.00	160	300
D8M 1304	1304.00	163	300
D8M 1320	1320.00	165	300
D8M 1328	1328.00	166	300
D8M 1344	1344.00	168	300
D8M 1360	1360.00	170	300
D8M 1400	1400.00	175	300
D8M 1424	1424.00	178	300
D8M 1440	1440.00	180	300
D8M 1480	1480.00	185	300
D8M 1520	1520.00	190	300
D8M 1552	1552.00	194	300
D8M 1584	1584.00	198	300
D8M 1600	1600.00	200	300
D8M 1680	1680.00	210	300
D8M 1696	1696.00	212	300
D8M 1728	1728.00	216	300
D8M 1760	1760.00	220	300
D8M 1800	1800.00	225	300
D8M 1904	1904.00	238	300
D8M 1936	1936.00	242	300
D8M 2000	2000.00	250	300
D8M 2080	2080.00	260	300
D8M 2104	2104.00	263	300
D8M 2240	2240.00	280	300
D8M 2272	2272.00	284	300
D8M 2400	2400.00	300	300
D8M 2504	2504.00	313	300
D8M 2600	2600.00	325	300
D8M 2800	2800.00	350	300
D8M 3048	3048.00	381	300
D8M 3280	3280.00	410	300
D8M 3600	3600.00	450	300

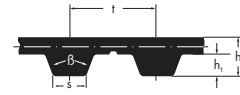
Description	L _w (mm)	Number of teeth	Sleeve width (mm)
D14M			
D14M 966 (HTD)	966.00	69	410
D14M 1190 (HTD)	1190.00	85	410
D14M 1400 (HTD)	1400.00	100	410
D14M 1610 (HTD)	1610.00	115	410
D14M 1778 (HTD)	1778.00	127	410
D14M 1890 (HTD)	1890.00	135	410
D14M 2100 (HTD)	2100.00	150	410
D14M 2310 (HTD)	2310.00	165	410
D14M 3150 (HTD)	3150.00	225	250



optibelt ALPHA TORQUE

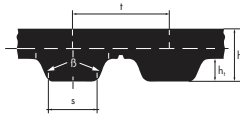
POLYURETHANE TIMING BELTS

maintenance-free, with steel wire cord



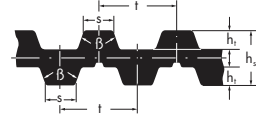
Profiles:

T2.5, T5, T10, ~~MXL, XL, L~~



Profiles:

AT5, AT10



Profiles:

DT5, DT10



	T2,5	T5	T10	AT5	AT10	DT5	DT10	MXL	XL	L
Nominal length	Pitch length L_w	Pitch length L_w	Pitch length L_w	Pitch length L_w	Pitch length L_w	Pitch length L_w	Pitch length L_w	Pitch length L_w	Pitch length L_w	Pitch length L_w
Nominal lengths unit	mm	mm	mm	mm	mm	mm	mm	in	in	in
Height of belt h_s [mm]	1.30	2.20	4.50	2.70	5.00	3.31	6.84	1.14	2.30	3.60
Tooth height h_t [mm]	0.70	1.20	2.50	1.20	2.50	1.20	2.50	0.51	1.27	1.91
Tooth pitch t [mm]	2.50	5.00	10.00	5.00	10.00	5.00	10.00	2.032	5.08	9.525
Tooth angle β [°]	40	40	40	50	50	40	40	40	50	40
Tooth width s [mm]	1.00	1.80	3.50	2.50	5.00	1.80	3.50	-	1.37	3.20
Extra charge. Aramid tension cord (AR) [%]	-	-	-	-	-	-	-	on-request	on-request	on-request
Extra charge for stainless steel tension cord (RF) [%]	40	40	40	-	40	40	40	on-request	on-request	on-request
Extra charge for highly flexible steel tension cord (HF) [%]	-	40	40	40	40	40	40	on-request	on-request	on-request

• Non stock items, minimum order quantity on request

Sleeve width tolerances +/- 10 mm

Profile AT3, T2, T20, DT2,5 and S3M price, minimum order quantity and delivery time on request
Further tensiles on request.



* Surcharges for alternative versions:

Not all dimensions are available for all of the alternative versions. The feasibility, minimum order quantity and delivery time must be assessed in each case.

ALPHA TORQUE SPECIAL (upgrade)

For details of the upgraded/cast special belts made of polyurethane, please see our compact catalogue „Material Handling“

ALPHA SRP (cast – endless) Profile AT3 - AT5 - AT10 - AT20 - T2.5 - T5 - T10 - T20 - MXL - XL - L

Price, minimum order quantity and delivery period available on request.



Further details about ALPHA TORQUE and ALPHA SRP can be found on our website www.optibelt.com (see also QR code).

Cord types: HF= Highly flexible steel tension cord RF= Stainless steel tension cord ST= Steel wire cord AR= Aramid tension cord

Ordering example: 240 MXL 012

240= Length code MXL= Profile 012= Width code

Ordering example: 6 T5 / 260

6= Belt width in mm T5= Profile 260= Belt length in mm

Please make sure to mention the product name in your order.

Description	L _w (mm)	Number of teeth	Sleeve width (mm)
T2.5			
T2.5 107.5	107.50	43	200
T2.5 120	120.00	48	200
T2.5 145	145.00	58	200
T2.5 150	150.00	43	200
T2.5 160	160.00	64	200
T2.5 177.5	177.50	71	200
T2.5 180	180.00	72	200
T2.5 200	200.00	80	200
T2.5 210	210.00	84	200
T2.5 230	230.00	92	200
T2.5 245	245.00	98	200
T2.5 265	265.00	106	200
T2.5 277.5	277.50	111	200
T2.5 285	285.00	114	200
T2.5 290	290.00	116	200
T2.5 305	305.00	122	200
T2.5 317.5	317.50	127	200
T2.5 330	330.00	132	380
T2.5 342.5	342.50	137	380
T2.5 380	380.00	152	380
T2.5 420	420.00	168	380
T2.5 480	480.00	192	380
T2.5 500	500.00	200	380
T2.5 540	540.00	216	380
T2.5 600	600.00	240	380
T2.5 620	620.00	248	380
T2.5 650	650.00	260	380
T2.5 780	780.00	312	380
T2.5 915	915.00	366	380
T2.5 950	950.00	380	380

Description	L _w (mm)	Number of teeth	Sleeve width (mm)
T5			
T5 150	150.00	30	200
T5 165	165.00	33	200
T5 185	185.00	37	200
T5 200	200.00	40	200
T5 215	215.00	43	200
T5 220	220.00	44	200
T5 225	225.00	45	200
T5 245	245.00	49	200
T5 250	250.00	50	200
T5 255	255.00	51	200
T5 260	260.00	52	200
T5 270	270.00	54	200
T5 275	275.00	55	200
T5 280	280.00	56	200
T5 295	295.00	59	200
T5 300	300.00	60	200
T5 305	305.00	61	200

Description	L _w (mm)	Number of teeth	Sleeve width (mm)
T5 320	320.00	64	200
T5 325	325.00	65	380
T5 330	330.00	66	380
T5 340	340.00	68	380
T5 350	350.00	70	380
T5 355	355.00	71	380
T5 360	360.00	72	380
T5 365	365.00	73	380
T5 375	375.00	75	380
T5 390	390.00	78	380
T5 400	400.00	80	380
T5 410	410.00	82	380
T5 420	420.00	84	380
T5 425	425.00	85	380
T5 430	430.00	86	380
T5 440	440.00	88	380
T5 445	445.00	89	380
T5 450	450.00	90	380
T5 455	455.00	91	380
T5 460	460.00	92	380
T5 475	475.00	95	380
T5 480	480.00	96	380
T5 500	500.00	100	380
T5 510	510.00	102	380
T5 515	515.00	103	380
T5 525	525.00	105	380
T5 545	545.00	109	380
T5 550	550.00	110	380
T5 560	560.00	112	380
T5 575	575.00	115	380
T5 590	590.00	118	380
T5 600	600.00	120	380
T5 610	610.00	122	380
T5 620	620.00	124	380
T5 625	625.00	125	380
T5 630	630.00	126	380
T5 640	640.00	128	380
T5 650	650.00	130	380
T5 660	660.00	132	380
T5 675	675.00	135	380
T5 690	690.00	138	380
T5 700	700.00	140	380
T5 720	720.00	144	380
T5 725	725.00	145	380
T5 750	750.00	150	380
T5 780	780.00	156	380
T5 800	800.00	160	380
T5 815	815.00	163	380
T5 840	840.00	168	380
T5 850	850.00	170	380
T5 860	860.00	172	300
T5 900	900.00	180	380

Description	L _w (mm)	Number of teeth	Sleeve width (mm)
T5 940	940.00	188	380
T5 990	990.00	198	380
T5 1000	1000.00	200	380
T5 1075	1075.00	215	380
T5 1100	1100.00	220	380
T5 1115	1115.00	223	145
T5 1140	1140.00	228	380
T5 1215	1215.00	243	380
T5 1315	1315.00	263	380
T5 1350	1350.00	270	380
T5 1380	1380.00	276	380
T5 1440	1440.00	288	380

Description	L _w (mm)	Number of teeth	Sleeve width (mm)
T10			
T10 260	260.00	26	200
T10 320	320.00	32	200
T10 350	350.00	35	380
T10 370	370.00	37	380
T10 400	400.00	40	380
T10 410	410.00	41	380
T10 440	440.00	44	380
T10 450	450.00	45	380
T10 500	500.00	50	380
T10 530	530.00	53	380
T10 550	550.00	55	380
T10 560	560.00	56	380
T10 600	600.00	60	380
T10 610	610.00	61	380
T10 630	630.00	63	380
T10 650	650.00	65	380
T10 660	660.00	66	380
T10 690	690.00	69	380
T10 700	700.00	70	380
T10 720	720.00	72	380
T10 750	750.00	75	380
T10 780	780.00	78	380
T10 800	800.00	80	380
T10 810	810.00	81	380
T10 840	840.00	84	380
T10 850	850.00	85	380
T10 880	880.00	88	380
T10 890	890.00	89	380
T10 900	900.00	90	380
T10 910	910.00	91	380
T10 920	920.00	92	380
T10 950	950.00	95	380
T10 960	960.00	96	380
T10 970	970.00	97	380
T10 980	980.00	98	380
T10 1000	1000.00	100	380

Description	L _w (mm)	Number of teeth	Sleeve width (mm)
T10 1010	1010.00	101	380
T10 1050	1050.00	105	380
T10 1080	1080.00	108	380
T10 1100	1100.00	110	380
T10 1110	1110.00	111	380
T10 1140	1140.00	114	380
T10 1150	1150.00	115	380
T10 1200	1200.00	120	380
T10 1210	1210.00	121	380
T10 1240	1240.00	124	380
T10 1250	1250.00	125	380
T10 1300	1300.00	130	380
T10 1320	1320.00	132	380
T10 1350	1350.00	135	380
T10 1390	1390.00	139	380
T10 1400	1400.00	140	380
T10 1420	1420.00	142	380
T10 1440	1440.00	144	380
T10 1450	1450.00	145	380
T10 1460	1460.00	146	380
T10 1500	1500.00	150	380
T10 1560	1560.00	156	380
T10 1600	1600.00	160	200
T10 1610	1610.00	161	200
T10 1700	1700.00	170	200
T10 1750	1750.00	175	200
T10 1780	1780.00	178	200
T10 1800	1800.00	180	200
T10 1880	1880.00	188	200
T10 1960	1960.00	196	200
T10 2250	2250.00	225	200

Description	L _w (mm)	Number of teeth	Sleeve width (mm)
AT5			
AT5 200	200.00	40	200
AT5 225	225.00	45	200
AT5 255	255.00	51	200
AT5 280	280.00	56	200
AT5 300	300.00	60	200
AT5 330	330.00	66	380
AT5 340	340.00	68	380
AT5 375	375.00	75	380
AT5 390	390.00	78	380
AT5 420	420.00	84	380
AT5 450	450.00	90	380
AT5 455	455.00	91	380
AT5 500	500.00	100	380
AT5 545	545.00	109	380
AT5 600	600.00	120	380
AT5 610	610.00	122	380
AT5 660	660.00	132	380

Description	L _w (mm)	Number of teeth	Sleeve width (mm)
AT5 710	710.00	142	380
AT5 720	720.00	144	380
AT5 750	750.00	150	380
AT5 780	780.00	156	380
AT5 825	825.00	165	380
AT5 860	860.00	172	380
AT5 975	975.00	195	380
AT5 1050	1050.00	210	380
AT5 1125	1125.00	225	380
AT5 1500	1500.00	300	380

Description	L _w (mm)	Number of teeth	Sleeve width (mm)
AT10			
AT10 500	500.00	50	380
AT10 530	530.00	53	380
AT10 560	560.00	56	380
AT10 580	580.00	58	380
AT10 600	600.00	60	380
AT10 610	610.00	61	380
AT10 660	660.00	66	380
AT10 700	700.00	70	380
AT10 730	730.00	73	380
AT10 780	780.00	78	380
AT10 800	800.00	80	380
AT10 840	840.00	84	380
AT10 890	890.00	89	380
AT10 920	920.00	92	380
AT10 960	960.00	96	380
AT10 980	980.00	98	380
AT10 1000	1000.00	100	380
AT10 1010	1010.00	101	380
AT10 1050	1050.00	105	380
AT10 1080	1080.00	108	380
AT10 1100	1100.00	110	380
AT10 1150	1150.00	115	380
AT10 1200	1200.00	120	380
AT10 1210	1210.00	121	380
AT10 1250	1250.00	125	380
AT10 1280	1280.00	128	380
AT10 1300	1300.00	130	380
AT10 1320	1320.00	132	380
AT10 1350	1350.00	135	380
AT10 1360	1360.00	136	380
AT10 1400	1400.00	140	380
AT10 1420	1420.00	142	380
AT10 1480	1480.00	148	380
AT10 1500	1500.00	150	380
AT10 1600	1600.00	160	200
AT10 1700	1700.00	170	200
AT10 1720	1720.00	172	200
AT10 1800	1800.00	180	200
AT10 1860	1860.00	186	200
AT10 1940	1940.00	194	200

Description	L _w (mm)	Number of teeth	Sleeve width (mm)
DT5			
DT5 150	150.00	30	200
DT5 300	300.00	60	200
DT5 350 •	350.00	70	145
DT5 400	400.00	80	380
DT5 410	410.00	82	380
DT5 450	450.00	90	380
DT5 460	460.00	92	380
DT5 480	480.00	96	380
DT5 500	500.00	100	380
DT5 515	515.00	103	380
DT5 550	550.00	110	380
DT5 590	590.00	118	380
DT5 600	600.00	120	380
DT5 620	620.00	124	380
DT5 650	650.00	130	380
DT5 700	700.00	140	380
DT5 750	750.00	150	380
DT5 800	800.00	160	145
DT5 815	815.00	163	380
DT5 860	860.00	172	380
DT5 900	900.00	180	380
DT5 940	940.00	188	380
DT5 1100	1100.00	220	380

Description	L _w (mm)	Number of teeth	Sleeve width (mm)
DT10			
DT10 260	260.00	26	300
DT10 530	530.00	53	380
DT10 600	600.00	60	380
DT10 630	630.00	63	380
DT10 660	660.00	66	380
DT10 700	700.00	70	380
DT10 720	720.00	72	380
DT10 750	750.00	75	380
DT10 800	800.00	80	380
DT10 840	840.00	84	380
DT10 900	900.00	90	380
DT10 980	980.00	98	380
DT10 1000	1000.00	100	380
DT10 1100	1100.00	110	380
DT10 1200	1200.00	120	380
DT10 1210	1210.00	121	380
DT10 1240	1240.00	124	380
DT10 1250	1250.00	125	380
DT10 1300	1300.00	130	380
DT10 1320	1320.00	132	380
DT10 1350	1350.00	135	380
DT10 1400	1400.00	140	380
DT10 1420	1420.00	142	380
DT10 1500	1500.00	150	380
DT10 1600	1600.00	160	200

Description	L _w (in)	L _w (mm)	Number of teeth	Sleeve width (mm)
MXL				
MXL K 240	2.40	60.96	30	203
MXL K 280	2.80	71.12	35	220
MXL K 320	3.20	81.28	40	203
MXL K 360	3.60	91.44	45	203
MXL K 400	4.00	101.60	50	203
MXL K 440	4.40	111.76	55	203
MXL K 480	4.80	121.92	60	203
MXL K 520	5.20	132.08	65	203
MXL K 560	5.60	142.24	70	203
MXL K 600	6.00	152.40	75	203
MXL K 640	6.40	162.56	80	203
MXL K 680	6.80	172.72	85	203
MXL K 720	7.20	182.88	90	203
MXL K 760	7.60	193.04	95	203
MXL K 800	8.00	203.20	100	203
MXL K 840	8.40	213.36	105	203
MXL K 880	8.80	223.52	110	203
MXL K 920	9.20	233.68	115	203
MXL K 960	9.60	243.84	120	203
MXL K 1000	10.00	254.00	125	203
MXL K 1040	10.40	264.16	130	300
MXL K 1080	10.80	274.32	135	203
MXL K 1120	11.20	284.48	140	300
MXL K 1160	11.60	294.64	145	300
MXL K 1200	12.00	304.80	150	203
MXL K 1240	12.40	314.96	155	203
MXL K 1280	12.80	325.12	160	203
MXL K 1320	13.20	335.28	165	203
MXL K 1360	13.60	345.44	170	203
MXL K 1400	14.00	355.60	175	203
MXL K 1440	14.40	365.76	180	203
MXL K 1480	14.80	375.92	185	203
MXL K 1520	15.20	386.08	190	203
MXL K 1560	15.60	396.24	195	203
MXL K 1600	16.00	406.40	200	300
MXL K 1640	16.40	416.56	205	203
MXL K 1680	16.80	426.72	210	203
MXL K 1720	17.20	436.88	215	185
MXL K 1760	17.60	447.04	220	203
MXL K 1800	18.00	457.20	225	380
MXL K 1840	18.40	467.36	230	203
MXL K 1880	18.80	477.52	235	203
MXL K 1920	19.20	487.68	240	203
MXL K 1960	19.60	497.84	245	203
MXL K 2000	20.00	508.00	250	203
MXL K 2040	20.40	518.16	255	203
MXL K 2080	20.80	528.32	260	203
MXL K 2120	21.20	538.48	265	203
MXL K 2160	21.60	548.64	270	203
MXL K 2200	22.00	558.80	275	203
MXL K 2240	22.40	568.96	280	300

Description	L _w (in)	L _w (mm)	Number of teeth	Sleeve width (mm)
MXL K 2280 →	22.80	579.12	285	300
MXL K 2320 →	23.20	589.28	290	203
MXL K 2360 →	23.60	599.44	295	203
MXL K 2400 →	24.00	609.60	300	203
MXL K 2480 →	24.80	629.92	310	203
MXL K 2560 →	25.60	650.24	320	203
MXL K 2640 →	26.40	670.56	330	203
MXL K 2720 →	27.20	690.88	340	203
MXL K 2800 →	28.00	711.20	350	203
MXL K 2880 →	28.80	731.52	360	185
MXL K 2960 →	29.60	751.84	370	203
MXL K 3040 →	30.40	772.16	380	203
MXL K 3120 →	31.20	792.48	390	203
MXL K 3200 →	32.00	812.80	400	203

Description	L _w (in)	L _w (mm)	Number of teeth	Sleeve width (mm)
XL				
XL K 60 →	6.00	152.40	30	300
XL K 70 →	7.00	177.80	35	300
XL K 76 →	7.60	193.04	38	300
XL K 80 →	8.00	203.20	40	300
XL K 84 →	8.40	213.36	42	183
XL K 90 →	9.00	228.60	45	300
XL K 94 →	9.40	238.76	47	183
XL K 96 →	9.60	243.84	48	145
XL K 100	10.00	254.00	50	300
XL K 102 →	10.20	259.08	51	183
XL K 104	10.40	264.16	52	200
XL K 106 →	10.60	269.24	53	183
XL K 110	11.00	279.40	55	300
XL K 114 →	11.40	289.56	57	183
XL K 116 →	11.60	294.64	58	145
XL K 120	12.00	304.80	60	300
XL K 124 →	12.40	314.96	62	183
XL K 126 →	12.60	320.04	63	183
XL K 128 →	12.80	325.12	64	145
XL K 130	13.00	330.20	65	300
XL K 136 →	13.60	345.44	68	183
XL K 140	14.00	355.60	70	300
XL K 150	15.00	381.00	75	300
XL K 152 →	15.20	386.08	76	145
XL K 154 →	15.40	391.16	77	183
XL K 160	16.00	406.40	80	300
XL K 166 →	16.60	421.64	83	145
XL K 168	16.80	426.72	84	380
XL K 170	17.00	431.80	85	300
XL K 180	18.00	457.20	90	300
XL K 186 →	18.60	472.44	93	183
XL K 190	19.00	482.60	95	300
XL K 200	20.00	508.00	100	300
XL K 210	21.00	533.40	105	300

Description	L _w (in)	L _w (mm)	Number of teeth	Sleeve width (mm)
XL K 212 ➔	21.20	538.48	106	145
XL K 220	22.00	558.80	110	300
XL K 230	23.00	584.20	115	300
XL K 240	24.00	609.60	120	300
XL K 250	25.00	635.00	125	300
XL K 254 ➔	25.40	645.16	127	183
XL K 260	26.00	660.40	130	300
XL K 270	27.00	685.80	135	300
XL K 290	29.00	736.60	145	300
XL K 300	30.00	762.00	150	300
XL K 320 ➔	32.00	812.80	160	145
XL K 330	33.00	838.20	165	183
XL K 360 ➔	36.00	914.40	180	183
XL K 376 ➔	37.60	955.04	188	145
XL K 384 ➔	38.40	975.36	192	183
XL K 390 ➔	39.00	990.60	195	183
XL K 414 ➔	41.40	1051.56	207	300
XL K 460 ➔	46.00	1168.40	230	183
XL K 480 ➔	48.00	1219.20	240	183
XL K 512 ➔	51.20	1300.48	256	183
XL K 550 ➔	55.00	1397.00	275	183
XL K 564 ➔	56.40	1432.56	282	183
XL K 630 ➔	63.00	1600.20	315	183
XL K 670 ➔	67.00	1701.80	335	183

Description	L _w (in)	L _w (mm)	Number of teeth	Sleeve width (mm)
L				
LK 124	12.38	314.33	33	300
LK 150	15.00	381.00	40	300
LK 165 ➔	16.50	419.10	44	183
LK 173 ➔	17.25	438.15	46	300
LK 187	18.75	476.25	50	300
LK 210	21.00	533.40	56	300
LK 225	22.50	571.50	60	300
LK 240	24.00	609.60	64	300
LK 255	25.50	647.70	68	300
LK 270	27.00	685.80	72	300
LK 285	28.50	723.90	76	300
LK 300	30.00	762.00	80	300
LK 322	32.25	819.15	86	300
LK 345	34.50	876.30	92	300
LK 367	36.75	933.45	98	300
LK 375 ➔	37.50	952.50	100	183
LK 390	39.00	990.60	104	300
LK 420	42.00	1066.80	112	300
LK 427 ➔	42.75	1085.85	114	145
LK 450	45.00	1143.00	120	300
LK 480	48.00	1219.20	128	300
LK 510	51.00	1295.40	136	300
LK 525 ➔	52.50	1333.50	140	183
LK 540	54.00	1371.60	144	300

